


## Parameter List 2

Model No.		PP28	PP32	PP25Three	PP28Three	PP35Three	PP40Three
Advised Pool Volume	m <sup>3</sup>	65~120	70~130	55~110	65~120	80~150	90~170
Power Supply	/	220-240V~/50Hz			380-415V/3N~/50Hz		
<b>Performance Condition: Air Temperature: 27°C, Inlet / Outlet Water Temperature: 26°C / 28°C, Humidity 80%</b>							
Heating Capacity	kW	5.62~28.52	6.95~31.80	5.38~25.46	5.78~28.54	7.72~35.10	8.81~40.07
Power Consumption	kW	0.34~3.95	0.43~4.51	0.33~3.55	0.35~3.95	0.48~4.95	0.54~5.69
COP	W/W	16.52~7.22	16.16~7.05	16.30~7.17	16.51~7.22	16.08~7.09	16.31~7.04
<b>Performance Condition: Air Temperature: 15°C, Inlet Water Temperature: 26°C, Humidity 70%</b>							
Heating Capacity	kW	4.44~18.82	4.83~20.98	3.82~17.64	4.46~18.84	5.17~23.61	6.05~27.03
Power Consumption	kW	0.51~3.34	0.60~4.07	0.46~3.28	0.51~3.34	0.63~4.63	0.74~5.34
COP	W/W	8.70~5.63	8.05~5.15	8.30~5.37	8.74~5.64	8.21~5.10	8.18~5.06
Operating Air Temperature	°C	-15~43					
Refrigerant	/	R32					
Noise Level (1m)	dB(A)	41~51	42~52	40.5~50.5	41~51	43~54	45~56
Advised Water Flow	m <sup>3</sup> /h	12.2	13.7	10.9	12.2	15.0	17.2
Water Pressure Drop	kPa	38	40	35	38	42	43
Net Dimension (LxWxH)	mm	1126×450×800					


Distributed by  
**RAPID HEAT AUSTRALIA PTY LTD**  
**ABN 67 654 479 348**

Imported by T & D Associates Pty Ltd  
**ABN 76 653 960 546**  
**3/334 Old Northern Road, Castle Hill Sydney NSW**  
**OPEN 7 DAYS**  
**Phone (02) 8850 5088**



# POLAR PREMIUM

## Swimming Pool Heat Pump



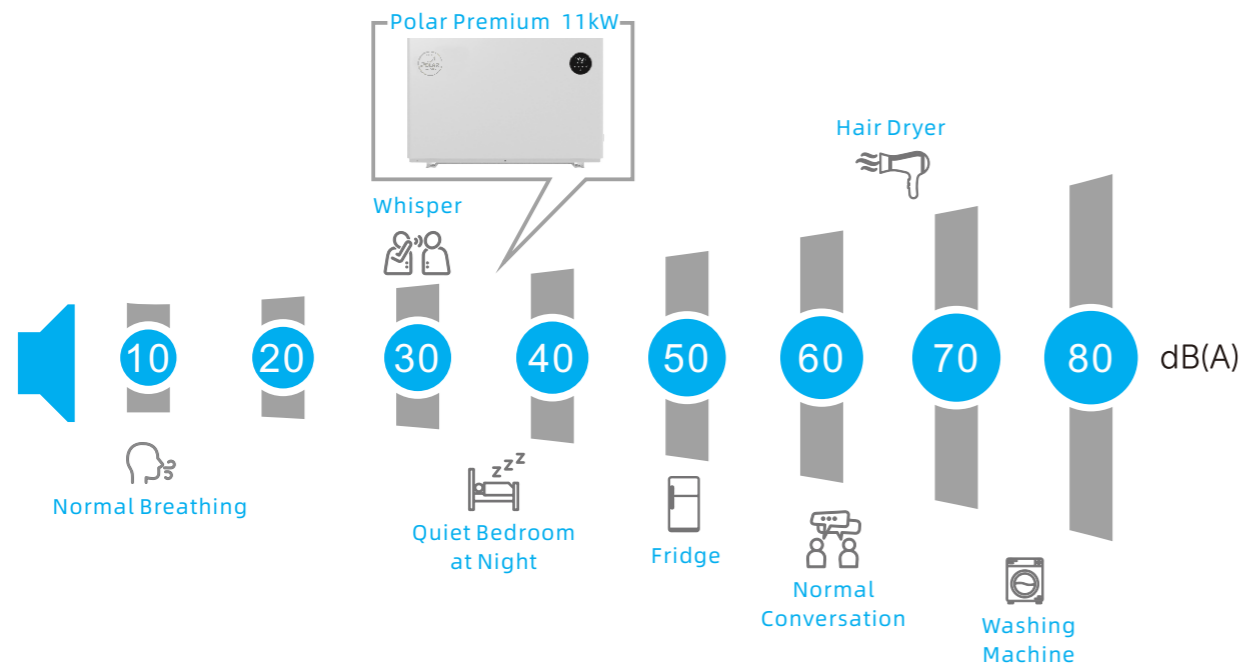
## Reliable Warranty



- ✓ 6 YEARS FULL WARRANTY
- ✓ 15 YEARS COMPRESSOR
- ✓ LIFE TIME WARRANTY ON TITANIUM HEAT EXCHANGER



## Silent Operation



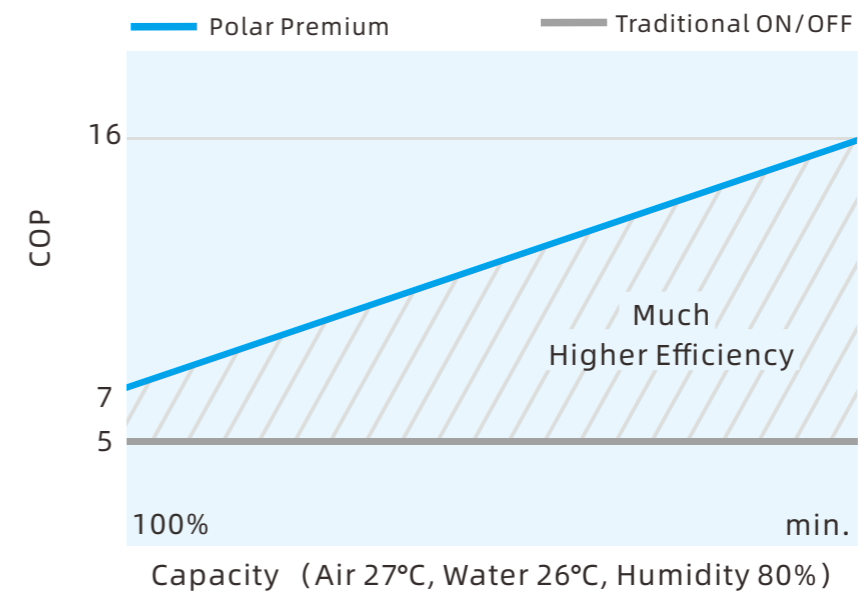
## Innovative Airflow Design

The sophisticated airflow design and technical internal arrangement of Polar Premium contribute to its quiet operation. In order to provide an excellent user experience, the air is absorbed in the back and discharged from both sides so the cold wind would not blow to the front of the users.




## Highest COP 16

The Polar Premium consistently maintains a greater efficiency and works more admirably with a highest COP of up to 16, compared to conventional ON/OFF pool heat pumps.



## 12 Operating Modes

The demands of the users can always be met by the preset 4\*3 total 12 modes of the unit. The controller's logical layout and user-friendly interface make it straightforward for users to select the settings that are best for their needs.



## Intelligent Remote Control

With built-in Wi-Fi, the Polar Premium can be fully controlled by a smartphone independent of time or location, making the phrase "Whenever, Wherever" a reality.



## Main Features



## Parameter List 1

Model No.		PP11	PP13	PP15	PP18	PP21	PP25
Advised Pool Volume	m <sup>3</sup>	30~55	35~65	40~70	40~80	50~95	55~110
Power Supply	/	220-240V~/50Hz					
<b>Performance Condition: Air Temperature: 27°C, Inlet / Outlet Water Temperature: 26°C / 28°C, Humidity 80%</b>							
Heating Capacity	kW	2.97~11.66	3.42~13.05	3.68~15.56	4.54~18.34	4.78~21.40	5.36~25.44
Power Consumption	kW	0.18~1.61	0.21~1.84	0.22~2.12	0.28~2.57	0.29~3.00	0.33~3.55
COP	W/W	16.50~7.24	16.28~7.09	16.72~7.33	16.21~7.13	16.48~7.13	16.24~7.16
<b>Performance Condition: Air Temperature: 15°C, Inlet Water Temperature: 26°C, Humidity 70%</b>							
Heating Capacity	kW	2.52~8.66	2.62~9.72	2.78~11.62	3.64~13.42	3.64~14.61	3.81~17.62
Power Consumption	kW	0.30~1.59	0.32~1.89	0.33~2.13	0.44~2.48	0.42~2.68	0.46~3.28
COP	W/W	8.40~5.44	8.18~5.14	8.42~5.45	8.27~5.41	8.66~5.44	8.28~5.37
Operating Air Temperature	°C	-15~43					
Refrigerant	/	R32					
Noise Level (1m)	dB(A)	36~46	38~46.5	38.5~48	39~49	40~50	40.5~50.5
Advised Water Flow	m <sup>3</sup> /h	5.0	5.7	6.6	7.8	9.2	10.9
Water Pressure Drop	kPa	15	16	18	20	35	35
Net Dimension (LxWxH)	mm	1000x450x660		1060x450x750		1126x450x800	